

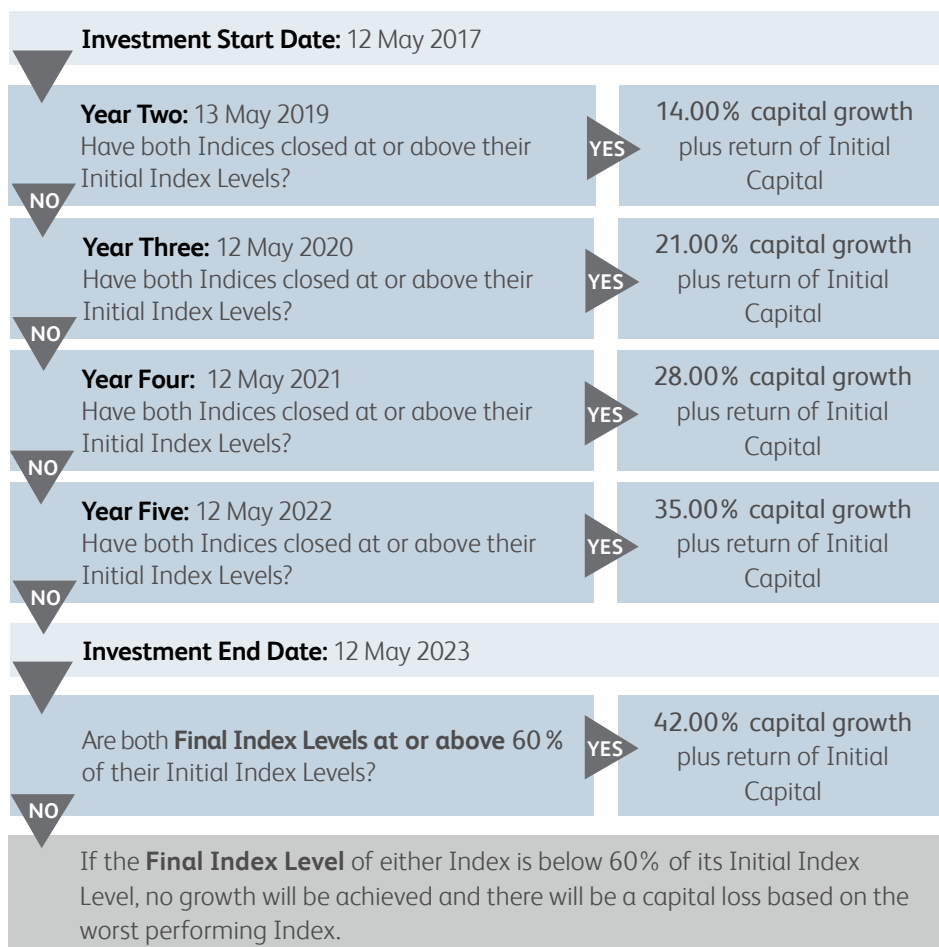
Defensive Dual Index Plan (UK & US) Issue 42

WALKERCRIPS
STRUCTURED INVESTMENTS

The Plan provides the potential to receive capital growth of 7.00% p.a. depending on the performance of the FTSE 100 Index and the S&P 500 Index.

The full Investment Term is six years. However, the Plan has the potential to mature early (kick-out) and pay back Initial Capital plus a defined capital growth amount on any anniversary date from the second year onwards. If, on any anniversary from year two, both the FTSE 100 Index and the S&P 500 Index are at or above their Initial Index Levels, the Plan will close and return Initial Capital plus 7.00% capital growth for each year that has elapsed.

Where the Plan has not closed early and runs to the full six year term, the required kick-out levels reduce to 60% of their Initial Index Levels on the Investment End Date.



APPLICATION DEADLINE

5 May 2017

INVESTMENT START DATE

12 May 2017

INVESTMENT END DATE

12 May 2023

INVESTMENT TERM

Up to six years

UNDERLYING INDICES

FTSE 100 Index and
S&P 500 Index

INITIAL INDEX LEVELS

Closing Levels of each Index
on 12 May 2017

FINAL INDEX LEVELS

Closing Levels of each Index
on 12 May 2023

INVESTMENT OPTIONS

Direct,
SIPP/SSAS, trusts and corporates

MINIMUM INVESTMENT

£10,000

COUNTERPARTY RISK

Capital is at risk if HSBC Bank plc were to fail or become insolvent. An investor could lose some or all of their investment and any return that may be due.

INDEX RISK

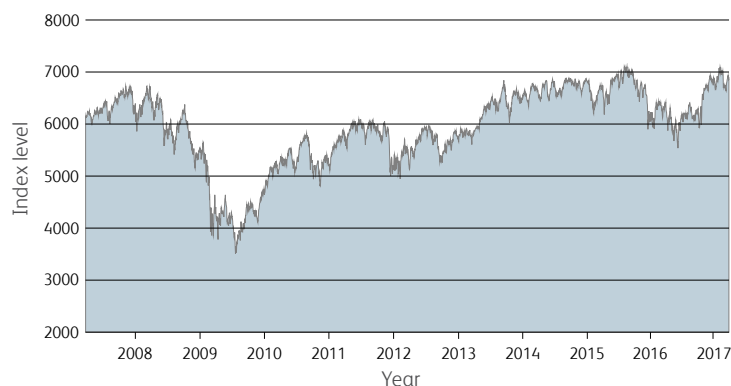
Capital is at risk if the Plan has not matured early, and one or both of the Indices have fallen below 60% of their Initial Index Levels on the Investment End Date.

Target Market

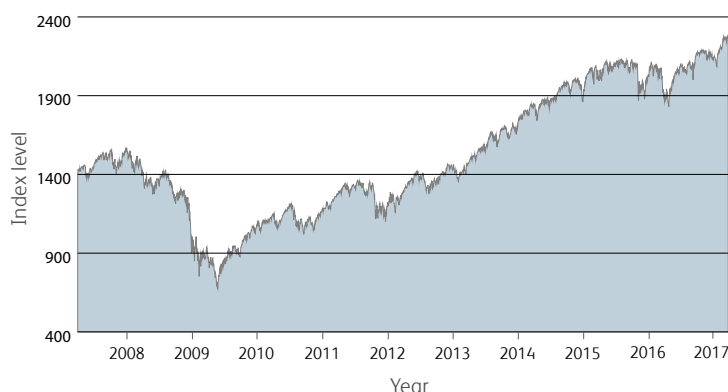
This product is designed for UK retail investors who are seeking capital growth linked to the performance of the FTSE 100 and the S&P 500 over a period of up to 6 years and who are willing to risk some or all of their capital in order to achieve a higher level of return than may otherwise be achieved, but who accept the possibility that no return may be achieved from their investment. Investors must have received a personal recommendation from an authorised investment professional.

For a copy of the brochure and full
Terms and Conditions,
call 020 3100 8880 or visit www.wcgplc.co.uk/wcsi

Historical FTSE 100 Index Performance



Historical S&P 500 Index Performance



Source: Bloomberg

The graphs show the performance of the FTSE 100 Index and the S&P 500 Index over the past 10 years. The Initial Index Levels for the Plan will be set as the Closing Levels of each Index on 12 May 2017.

The Indices can fall as well as rise and past performance is not a reliable indicator of future performance. The Plan is subject to a maximum potential capital growth and therefore the return you receive could be lower than if you invested directly in the shares of the companies which comprise the FTSE 100 Index and the S&P 500 Index. Additionally, you will not receive dividend income from those companies.

Back testing

FTSE 100 Index and S&P 500 Index performance	Percentage outcome*
Year 2. Kick-out The Indices closed at or above their Initial Index Levels.	76.83%
Year 3. Kick-out The Indices closed at or above their Initial Index Levels.	2.33%
Year 4. Kick-out The Indices closed at or above their Initial Index Levels.	3.94%
Year 5. Kick-out The Indices closed at or above their Initial Index Levels.	3.20%
Year 6. Kick-out The Indices closed at or above 60% of their Initial Index Levels.	13.70%
Year 6. Return of Capital only The Indices closed at or above 60% of their Initial Index Levels.	0%
Year 6. Loss of Capital The Indices closed below 60% of their Initial Index Levels.	0%

Notes to historical performance

Performance based on a rolling basis data range since 1984.

*Percentage outcome reflects the number of occurrences where the performance of the Indices would have triggered the specified return in the given year.

The results of historical back testing should be treated with caution. Back testing is not a reliable indicator of future performance and is simulated on the assumption that the same economic conditions existed and the same product terms had been offered throughout the back testing period.

Financial promotion for professional advisers only. Not to be provided to or relied upon by retail investors.

This document has been approved as a Financial Promotion for Professional Advisers only in accordance with Section 21 of the Financial Services and Markets Act 2000 by Walker Crips Stockbrokers Limited (WCSB), which is a member of the London Stock Exchange and is authorised and regulated by the Financial Conduct Authority, 25 North Colonnade, Canary Wharf, London E14 5HS. FCA Registration Number: 226344. The Plan is managed by Walker Crips Structured Investments which is a trading name of Walker Crips Stockbrokers Limited. Registered Office: Finsbury Tower, 103–105 Bunhill Row, London EC1Y 8LZ, United Kingdom.

'FTSE', 'FT-SE' and 'Footsie™' are trade marks jointly owned by London Stock Exchange PLC and The Financial Times Limited and are used by FTSE International Limited under licence. The FTSE 100 Index is calculated by FTSE International Limited. FTSE International Limited does not sponsor, endorse or promote this product and is not in any way connected to it and does not accept any liability in relation to its issue, operation and trading. All copyright in the index values and constituent list vests in FTSE International Limited.

S&P and Standard & Poor's are registered trademarks of Standard & Poor's Financial Services LLC. Standard & Poor's and its affiliates do not sponsor, endorse, sell, promote or manage this product and is not in any way connected to it and does not accept liability in relation to its issue, operation or trading. S&P does not guarantee the accuracy and/or the completeness of the S&P Indices or any data included in them and shall have no liability for any errors, omissions or interruptions therein.